



District Report Card: 2017


State: Rajasthan	District: Alwar
Class: 8	Subject: Mathematics
Schools: 51	Students: 1153


Participation/Coverage


Students

<div>GENDER</div> <div></div>	Boys		Girls	
	Number	%	Number	%
	492	42.67	661	57.33

<div>AREA</div> <div></div>	Rural		Urban	
	Number	%	Number	%
	1060	91.93	93	8.07

<div>CATEGORY</div> <div></div>	SC		ST		OBC		GEN	
	Number	%	Number	%	Number	%	Number	%
	407	35.30	130	11.27	528	45.79	88	7.63

<div>CWSN</div> <div></div>	LD	VI	HI	S&LD	ID	Oth
	5	3	1	3	3	1

<div>Management</div> <div></div>	Government		Government-aided	
	Number	%	Number	%
	1153	100.00	0	0.00

Average Performance of Students in Mathematics (%)

Overall	Gender		Area		Management		Social Group			
	Male	Female	Rural	Urban	Govt.	Aided	SC	ST	OBC	GEN
55.17	55.34	55.05	55.92	46.59	55.17	0.00	55.54	59.95	54.79	48.71

Performance on Learning Outcomes (LOs)

Learning Outcomes	Description	Average Performance(%)
M601	Solves problems involving large numbers by applying appropriate operations	52.64
M606	Solves problems on daily life situations involving addition and subtraction of fractions / decimals	58.45
M620	Finds out the perimeter and area of rectangular objects in the surroundings like floor of the class room, surfaces of a chalk box etc.	65.54
M621	Arranges given/collected information in the form of table, pictograph and bar graph and interprets them	56.16
M702	Interprets the division and multiplication of fractions	46.49
M705	Solves problems related to daily life situations involving rational numbers	58.72
M706	Uses exponential form of numbers to simplify problems involving multiplication and division of large numbers	44.27
M707	Adds/subtracts algebraic expressions	75.72
M710	Solves problems related to conversion of percentage to fraction and decimal and vice versa	59.83
M717	Finds out approximate area of closed shapes by using unit square grid/graph sheet	33.80
M719	Finds various representative values for simple data from her/his daily life contexts like mean, median and mode	60.20
M721	Interprets data using bar graph	71.79
M801	Generalizes properties of addition, subtraction, multiplication and division of rational numbers through patterns	44.27
M802	Finds rational numbers between two given rational numbers	60.85
M803	Proves divisibility rules of 2, 3, 4, 5, 6, 9 and 11	69.19
M804	Finds squares, cubes, square roots and cube roots of numbers using different methods	67.18
M808	Uses various algebraic identities in solving problems of daily life	37.09
M812	Verifies properties of parallelogram and establishes the relationship between them through reasoning	45.85
M818	Finds surface area and volume of cuboidal and cylindrical object	25.30
M819	Draws and interprets bar charts and pie charts	49.09

Range of Performance of Students who Answered Correctly							
Below 30%		30% - 50%		50% - 75%		Above 75%	
Number	%	Number	%	Number	%	Number	%
163	14.14	286	24.80	522	45.27	182	15.78

Lowest Performing Learning Outcomes (LOs)

- 1 - Finds surface area and volume of cuboidal and cylindrical object (25.30)
- 2 - Finds out approximate area of closed shapes by using unit square grid/graph sheet (33.80)
- 3 - Uses various algebraic identities in solving problems of daily life (37.09)

4 - Generalizes properties of addition, subtraction, multiplication and division of rational numbers through patterns (44.27)

5 - Uses exponential form of numbers to simplify problems involving multiplication and division of large numbers (44.27)